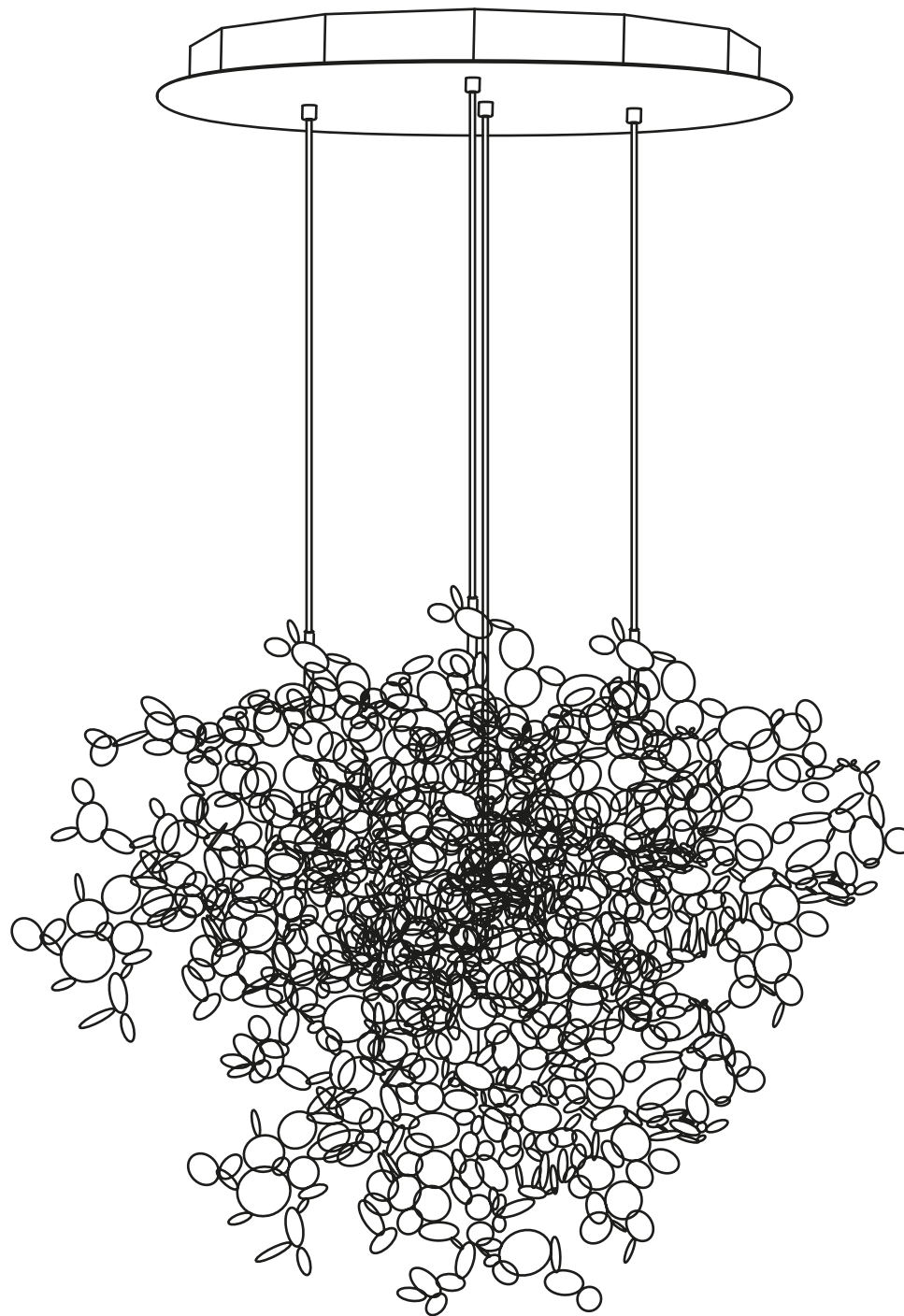


TERZANI
LA LUCE PENSATA

Argent 4 round multi light pendant
0N91S-F



Design Dodo Arslan

TERZANI
LA LUCE PENSATA

ARGENT

CODE 0N91S -- F

230-240V ~ 50/60Hz MAX 240W

12xMAX 20W G4 12V

Halogen

or

12xMAX 2W G4 12Vac

LED

OAHmax200cm
12xMAX 20W G4 12V

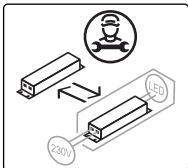
OAHmax300cm
12xMAX 14W G4 12V

OAHmax400cm
12xMAX 10W G4 12V

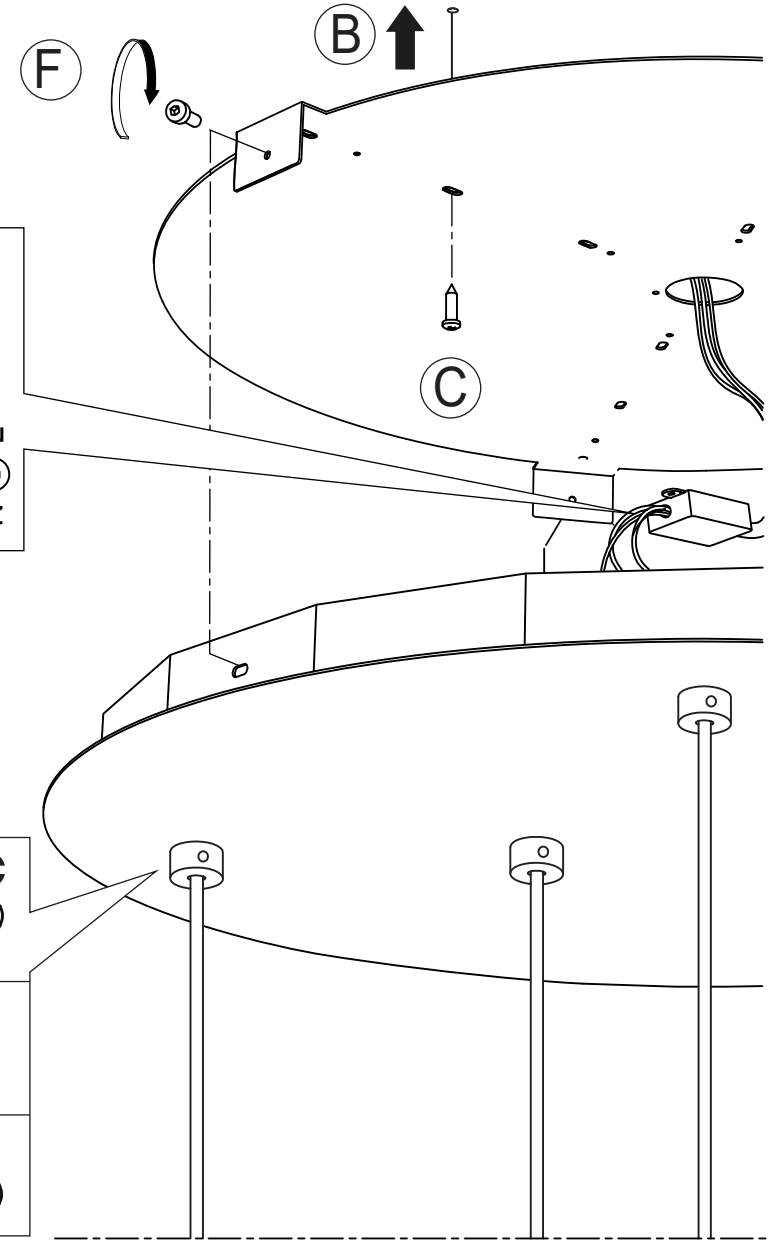
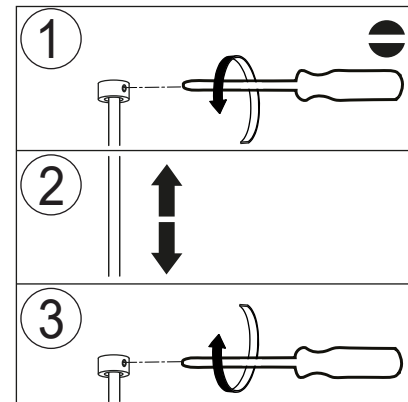
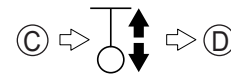
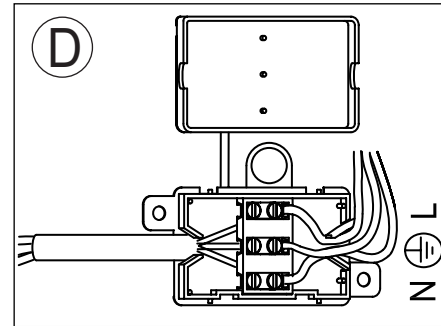
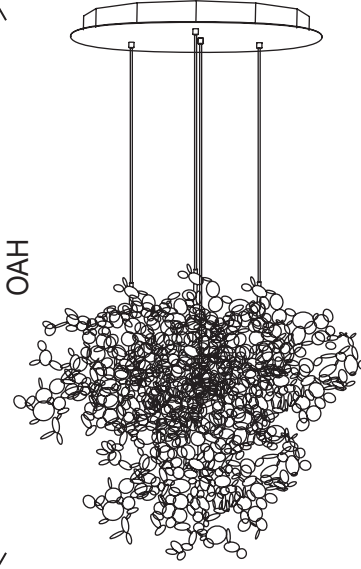
OAH>400cm
12xMAX 2W G4 12Vac



18,5Kg
185N



OAH



IT
questo prodotto non
è compatibile con le
lampadine LED G4
12V a marchio
Beghelli

UK
this product is not
compatible with
Beghelli branded G4
12V LED bulbs

FR
cet produit n'est pas
compatible avec les
ampoules LED G4
12V marquée
Beghelli

DE
Das Produkt ist nicht
kompatibel mit LED
G4 12V Leuchtmittel
Beghelli

RU
Это изделие не
совместимо со
светодиодными
лампами LED Beghelli
G4 12V

عربي
هذا المنتج لا يتوافق مع
مصابيح ليد
من نوع بيغيلي Beghelli
LED G4 12V

TERZANI
LA LUCE PENSATA

ARGENT

CODE 0N91S -- -- F

230-240V ~ 50/60Hz MAX 240W

12xMAX 20W G4 12V

Halogen

or

12xMAX 2W G4 12Vac

LED

OAHmax200cm
12xMAX 20W G4 12V

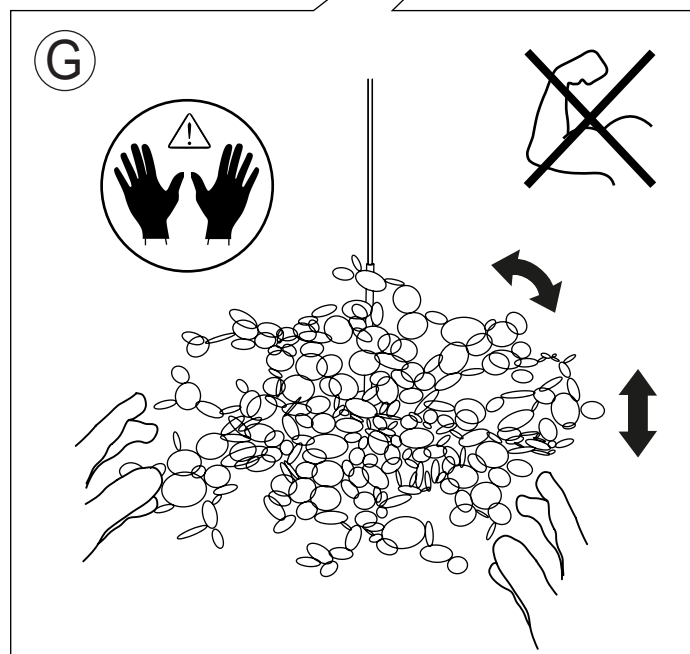
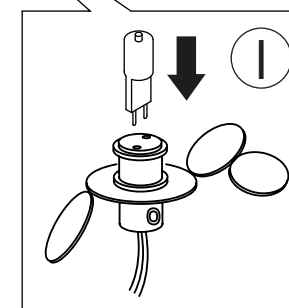
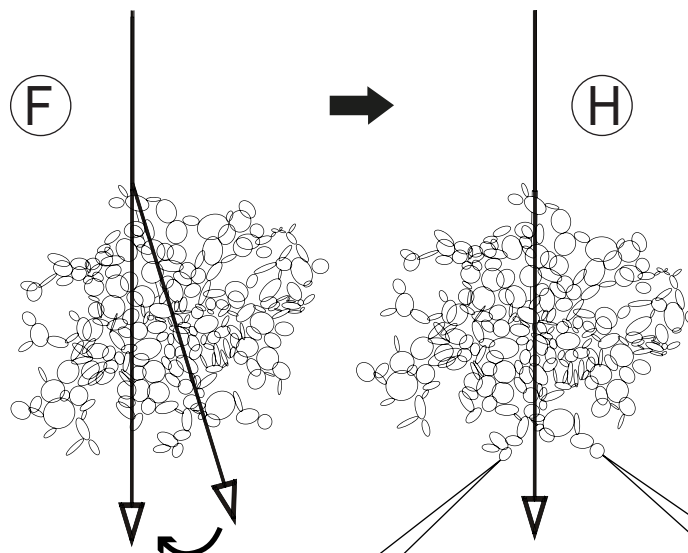
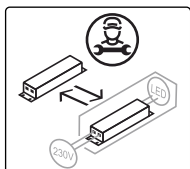
OAHmax300cm
12xMAX 14W G4 12V

OAHmax400cm
12xMAX 10W G4 12V

OAH>400cm
12xMAX 2W G4 12Vac




18,5Kgf
185N



CLEANING INSTRUCTIONS | monthly cleaning is recommended

YES



IT Usare panno elettrostatico asciutto

UK Use dry electrostatic cloth


FR Utiliser un chiffon électrostatique sec

DE Verwenden sie ein trockenes elektrostattuch

PY Использовать сухую электростатическую ткань

عربي استخدم قطعة قماش جافة كهرباء

NO



IT Non usare prodotti chimici

UK Do not use chemical products

FR Ne pas utiliser des produits chimiques

DE Verwenden Sie keine Chemikalien

PY Нельзя использовать химикаты

عربي لا تستخدم المنتجات الكيماوية



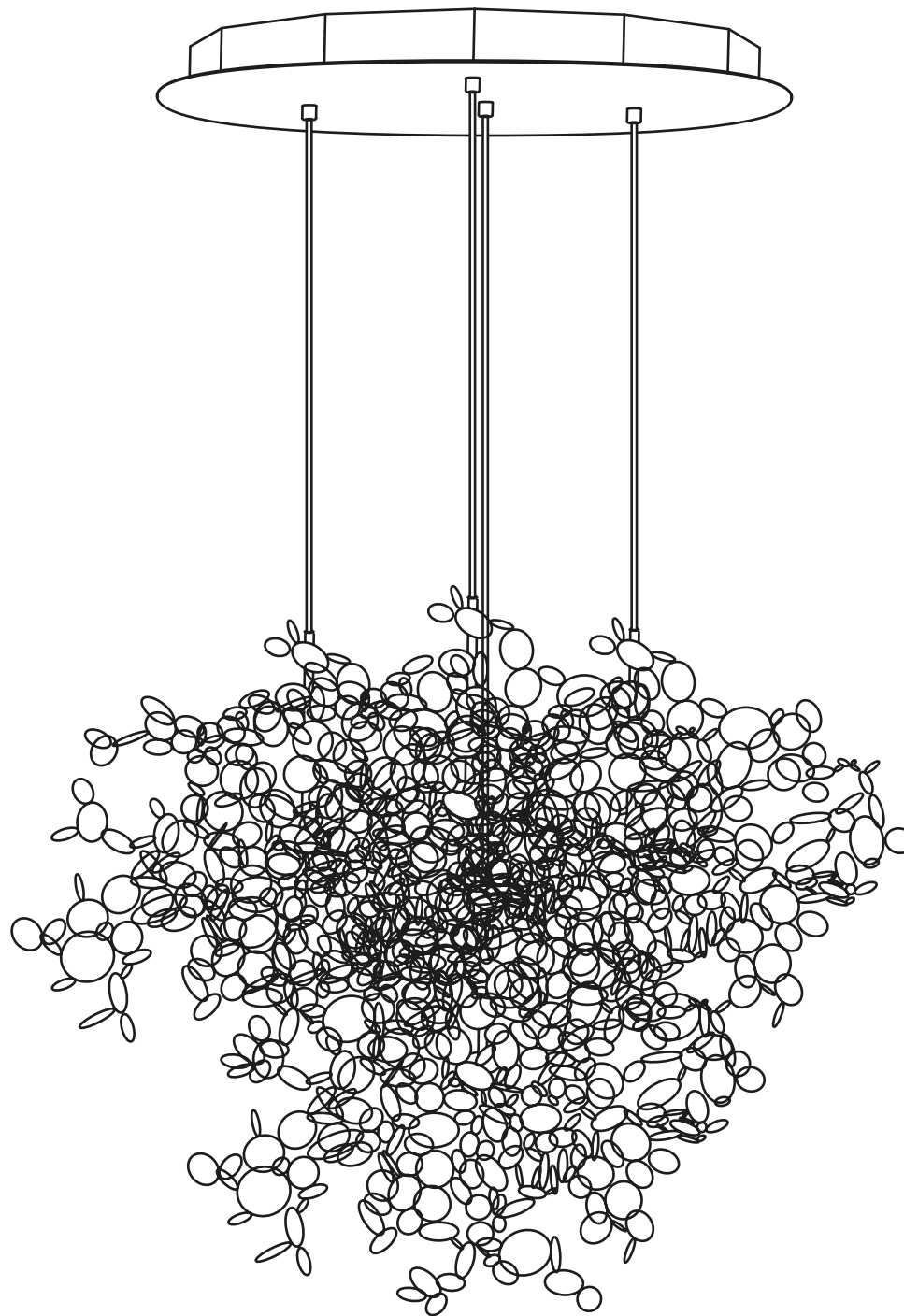
IT Conservare questa istruzione per la manutenzione | **UK** Keep these instructions for maintenance

FR Garder ces instructions pour l'entretien | **DE** Dies Wartungsanleitung ist aufzubewahren

PY Сохраните эту инструкцию по эксплуатации | عربي احتفظ بهذه الإرشادات للصيانة

TERZANI
LA LUCE PENSATA

Argent 4 round multi light pendant
0N91S-FL



Design Dodo Arslan

TERZANI
LA LUCE PENSATA

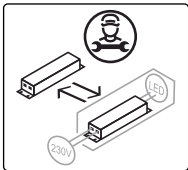
ARGENT

CODE 0N91S -- -- FL

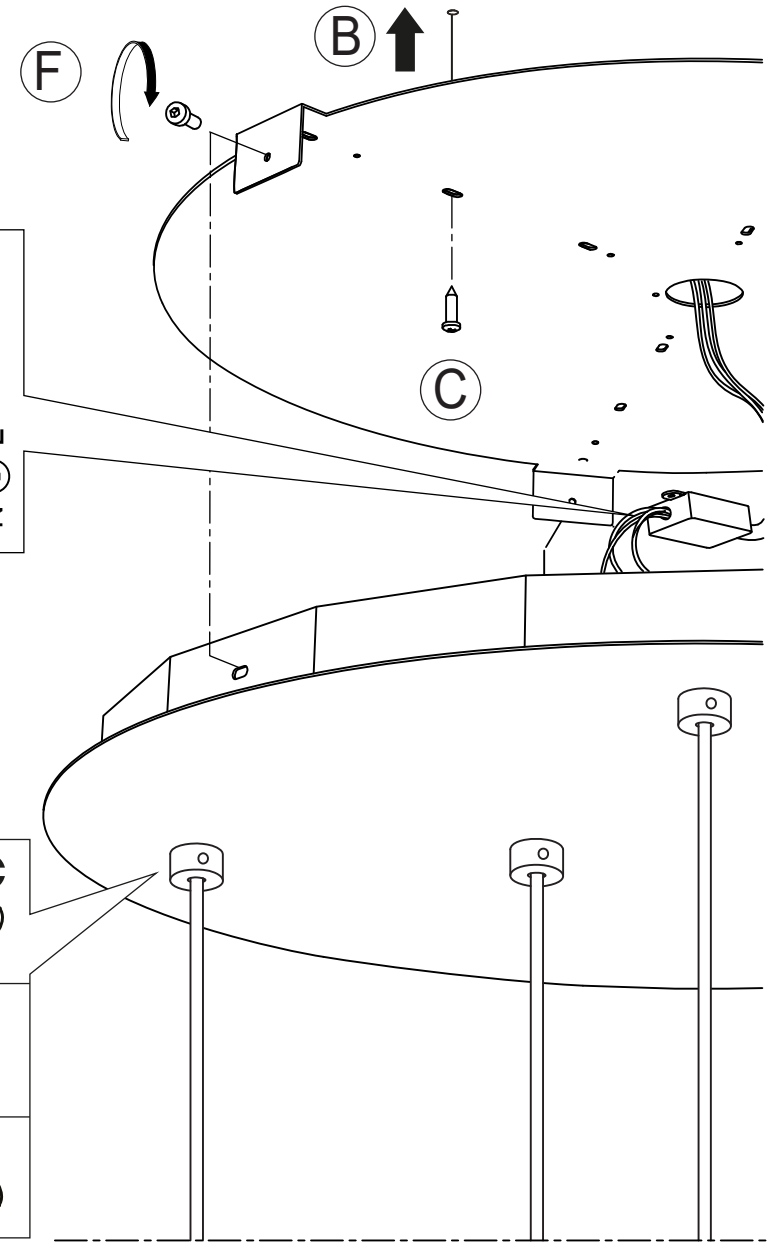
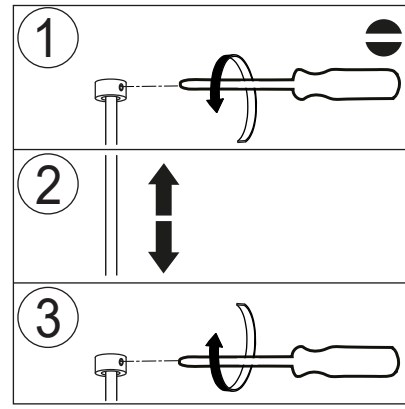
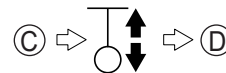
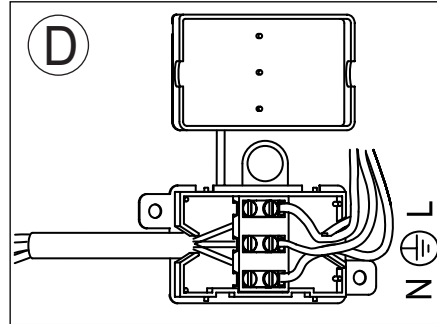
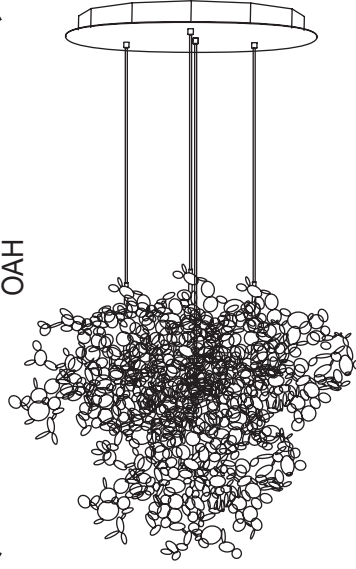
220-240V ~ 50/60Hz MAX 24W

12xMAX 2W G4 12Vdc

LED



OAH



IT
questo prodotto non è compatibile con le lampadine LED G4 12V a marchio Beghelli

UK
this product is not compatible with Beghelli branded G4 12V LED bulbs

FR
cet produit n'est pas compatible avec les ampoules LED G4 12V marquée Beghelli

DE
Das Produkt ist nicht kompatibel mit LED G4 12V Leuchtmittel Beghelli

RU
Это изделие не совместимо со светодиодными лампами LED Beghelli G4 12V

عربي
هذا المنتج لا يتوافق مع مصابيح ليد LED G4 12V من نوع بيغيلي Beghelli

TERZANI
LA LUCE PENSATA

ARGENT

CODE 0N91S -- FL

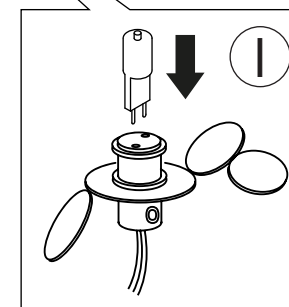
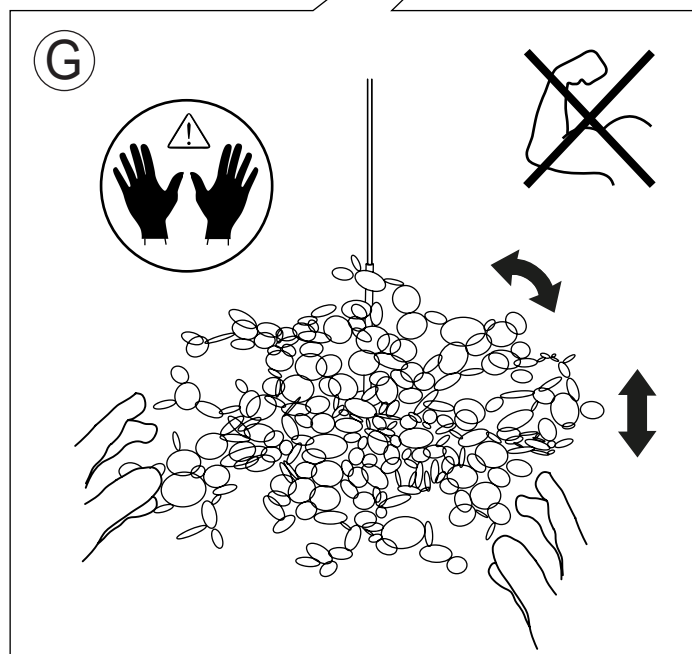
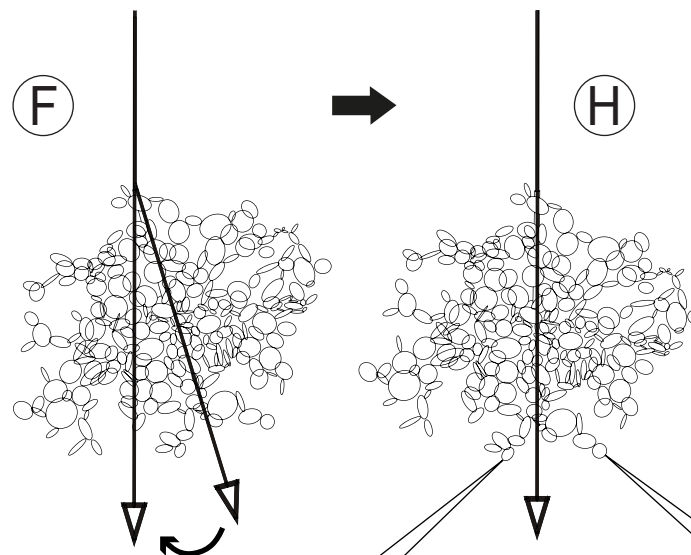
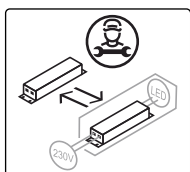
220-240V ~ 50/60Hz MAX 24W

12xMAX 2W G4 12Vdc

LED




10V PWM



CLEANING INSTRUCTIONS | monthly cleaning is recommended

YES



IT Usare panno elettrostatico asciutto

UK Use dry electrostatic cloth


FR Utiliser un chiffon électrostatique sec

DE Verwenden sie ein trockenes elektrostattuch

PY Использовать сухую электростатическую ткань

عربي استخدم قطعة قماش جافة كهرباء

NO



IT Non usare prodotti chimici

UK Do not use chemical products

FR Ne pas utiliser des produits chimiques

DE Verwenden Sie keine Chemikalien

PY Нельзя использовать химикаты

عربي لا تستخدم المنتجات الكيماوية



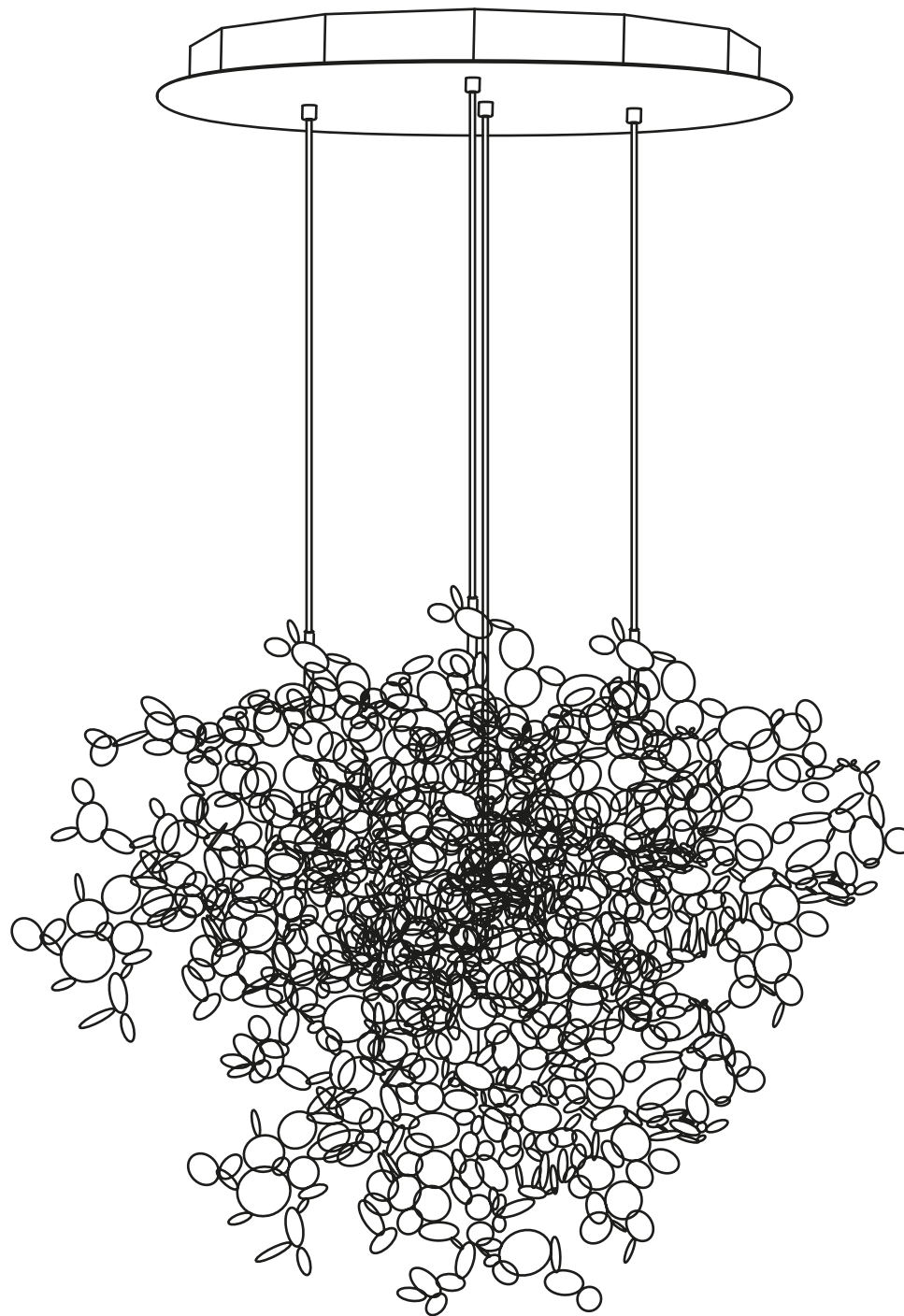
IT Conservare questa istruzione per la manutenzione | **UK** Keep these instructions for maintenance

FR Garder ces instructions pour l'entretien | **DE** Dies Wartungsanleitung ist aufzubewahren

PY Сохраните эту инструкцию по эксплуатации | عربي احتفظ بهذه الإرشادات للصيانة

TERZANI
LA LUCE PENSATA

Argent 4 round multi light pendant
0N91S-FD



Design Dodo Arslan

TERZANI
LA LUCE PENSATA

ARGENT

CODE 0N91S -- -- FD

230-240V ~ 50/60Hz MAX 240W
12xMAX 20W G4 12V
Halogen

or

12xMAX 2W G4 12Vac
LED

OAHmax200cm
12xMAX 20W G4 12V

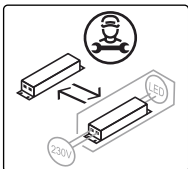
OAHmax300cm
12xMAX 14W G4 12V

OAHmax400cm
12xMAX 10W G4 12V

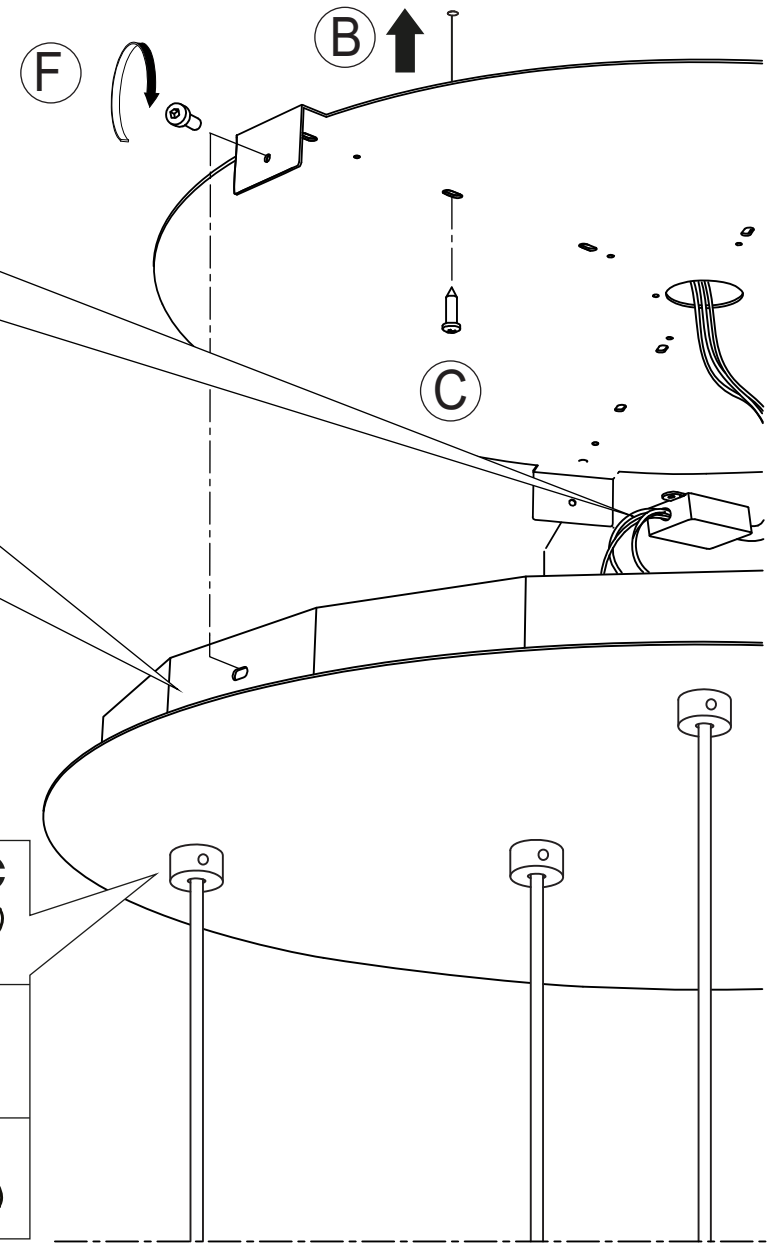
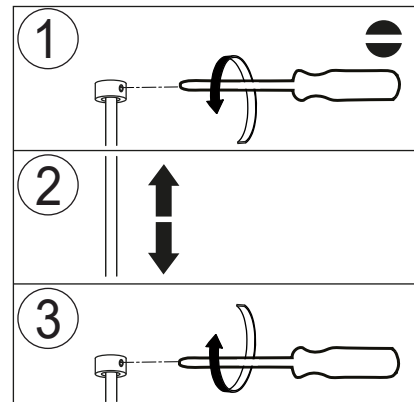
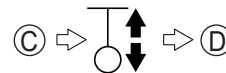
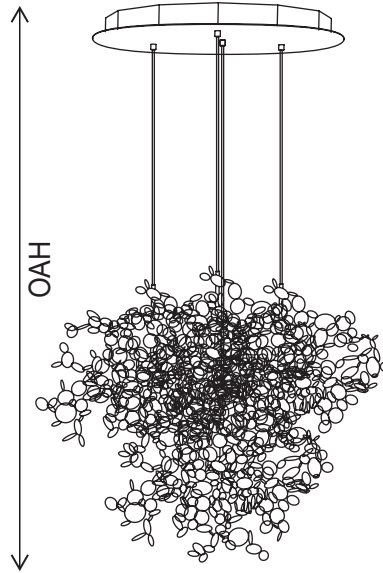
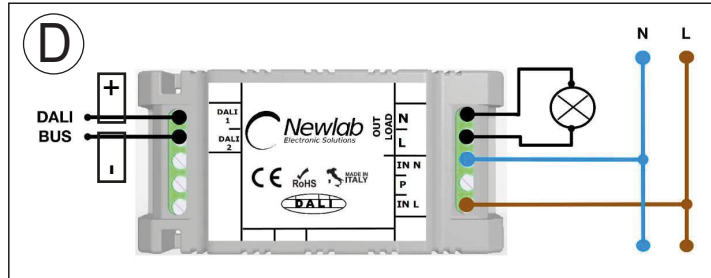
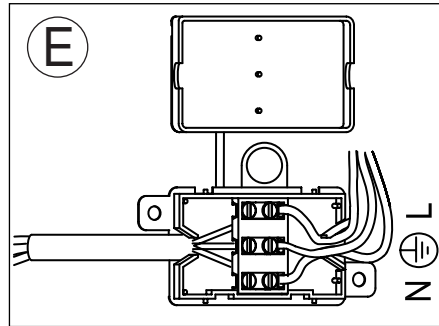
OAH>400cm
12xMAX 2W G4 12Vac



18,5Kgf
185N



(A)



IT

questo prodotto non
è compatibile con le
lampadine LED G4
12V a marchio
Beghelli

UK

this product is not
compatible with
Beghelli branded G4
12V LED bulbs

FR

cet produit n'est pas
compatible avec les
ampoules LED G4
12V marquée
Beghelli

DE

Das Produkt ist nicht
kompatibel mit LED
G4 12V Leuchtmittel
Beghelli

RU

Это изделие не
совместимо со
светодиодными
лампами LED Beghelli
G4 12V

عربي
هذا المنتج لا يتوافق مع
مصابيح ليد
من نوع بيغيلي Beghelli
LED G4 12V

TERZANI
LA LUCE PENSATA

ARGENT

CODE 0N91S -- -- FD

230-240V ~ 50/60Hz MAX 240W

12xMAX 20W G4 12V

Halogen

or

12xMAX 2W G4 12Vac

LED

OAHmax200cm
12xMAX 20W G4 12V

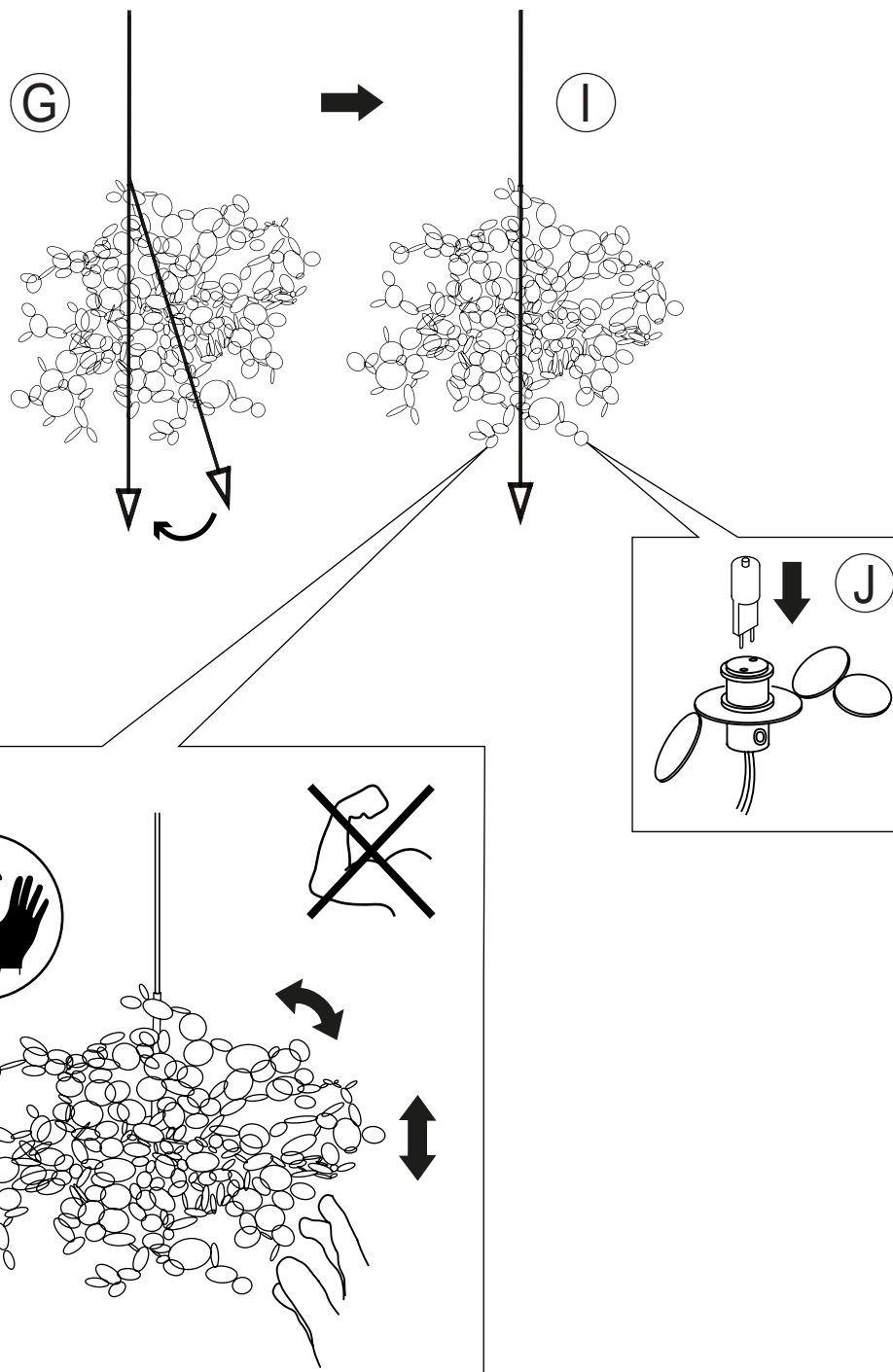
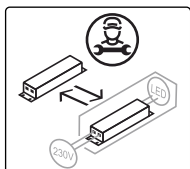
OAHmax300cm
12xMAX 14W G4 12V

OAHmax400cm
12xMAX 10W G4 12V

OAH>400cm
12xMAX 2W G4 12Vac




18,5Kgf
185N



CLEANING INSTRUCTIONS | monthly cleaning is recommended

YES



IT Usare panno elettrostatico asciutto

UK Use dry electrostatic cloth


FR Utiliser un chiffon électrostatique sec

DE Verwenden sie ein trockenes elektrostattuch

PY Использовать сухую электростатическую ткань

عربي استخدم قطعة قماش جافة كهرباء

NO



IT Non usare prodotti chimici

UK Do not use chemical products

FR Ne pas utiliser des produits chimiques

DE Verwenden Sie keine Chemikalien

PY Нельзя использовать химикаты

عربي لا تستخدم المنتجات الكيماوية



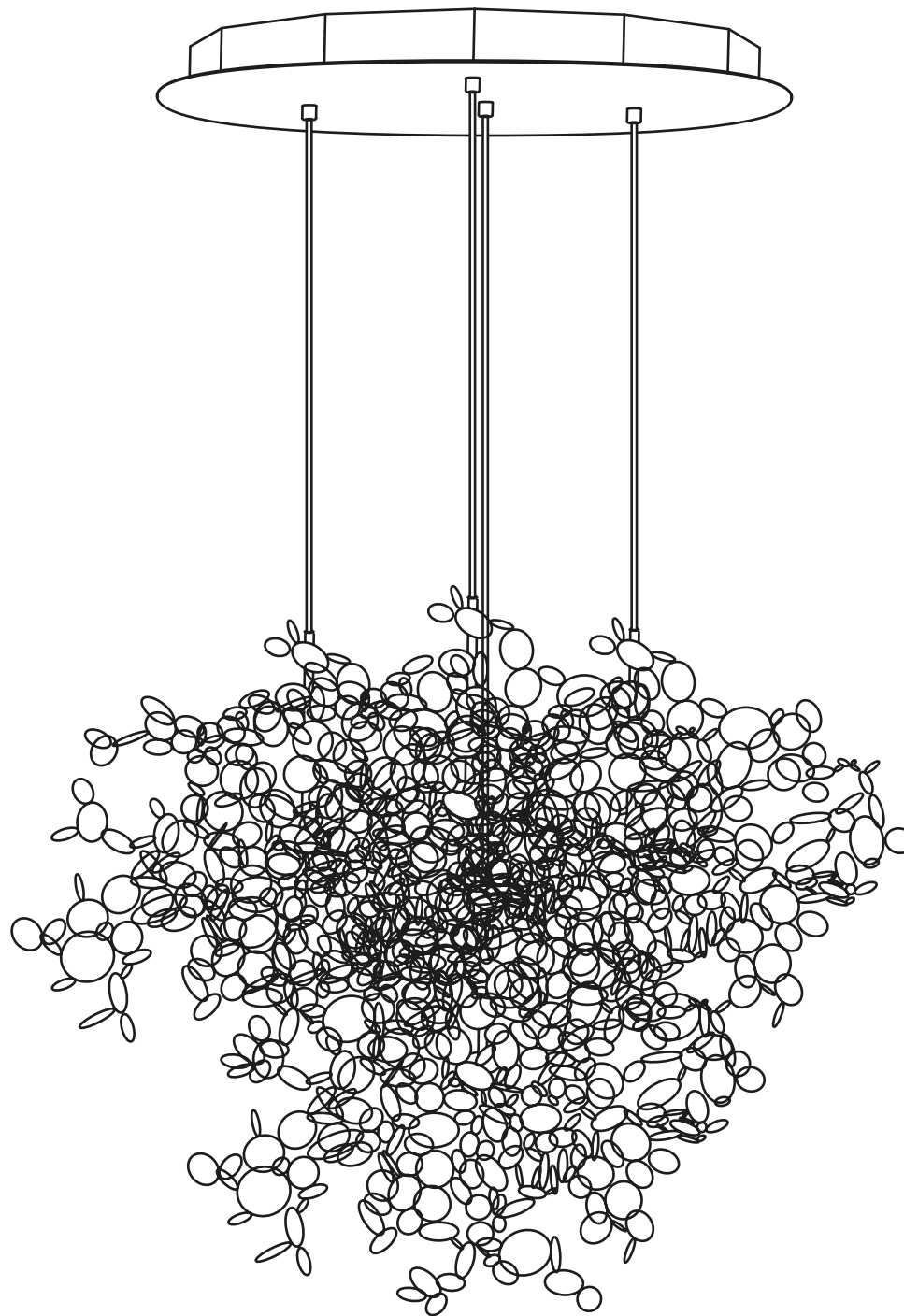
IT Conservare questa istruzione per la manutenzione | **UK** Keep these instructions for maintenance

FR Garder ces instructions pour l'entretien | **DE** Dies Wartungsanleitung ist aufzubewahren

PY Сохраните эту инструкцию по эксплуатации | عربي احتفظ بهذه الإرشادات للصيانة

TERZANI
LA LUCE PENSATA

Argent 4 round multi light pendant
0N91S-FLD



Design Dodo Arslan

TERZANI
LA LUCE PENSATA

ARGENT

CODE 0N91S -- FLD

220-240V ~ 50/60Hz MAX 24W

12xMAX 2W G4 12Vdc

LED



18,5Kgf
185N



100KΩ

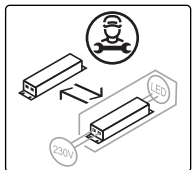
0/1...10 V

PUSH

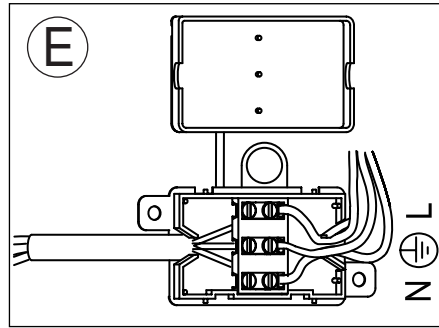
DALI



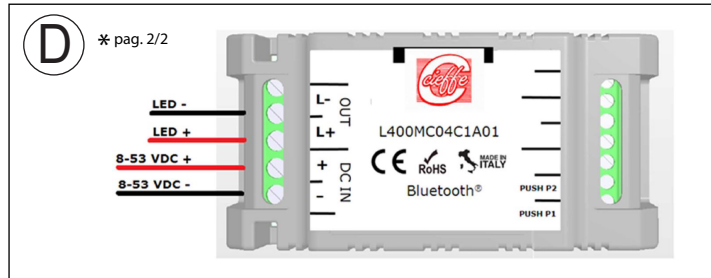
ERC



A

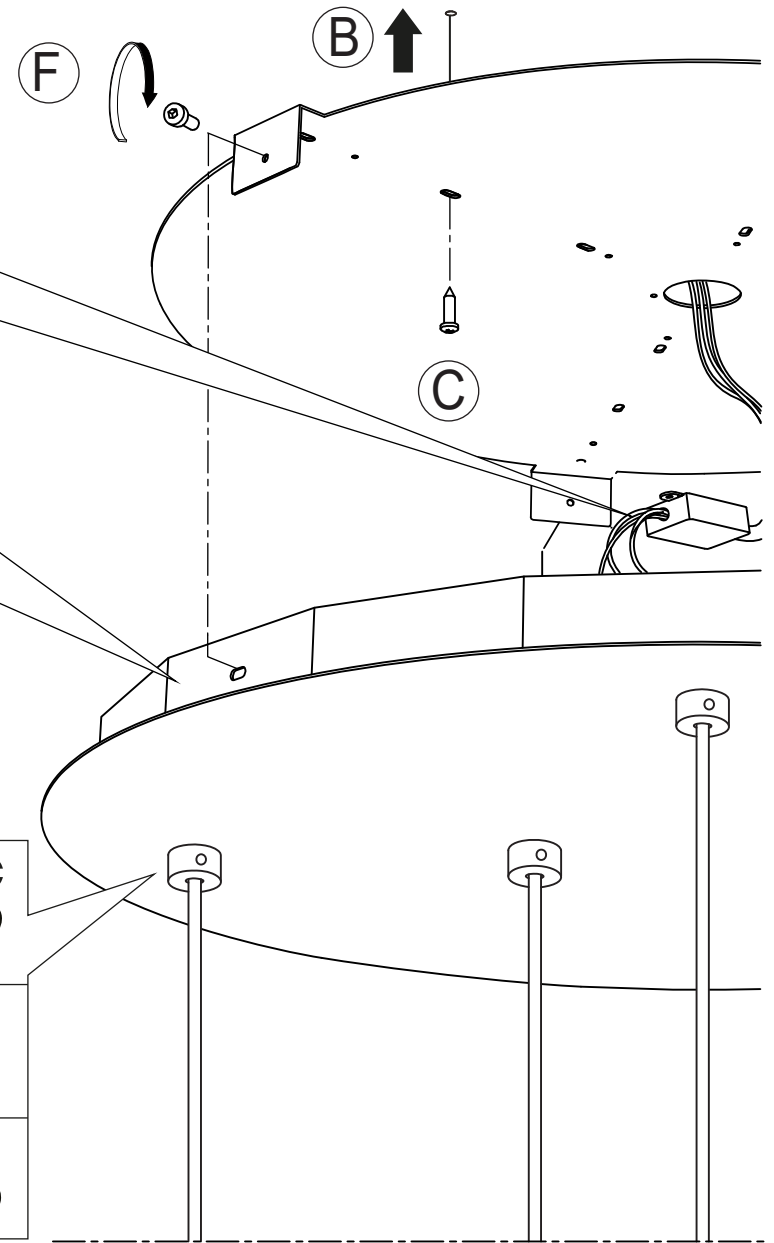



E



D

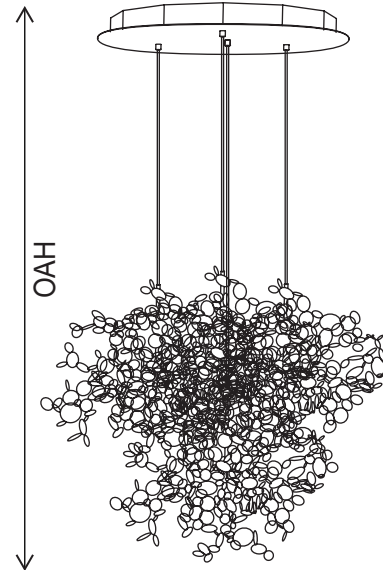
* pag. 2/2



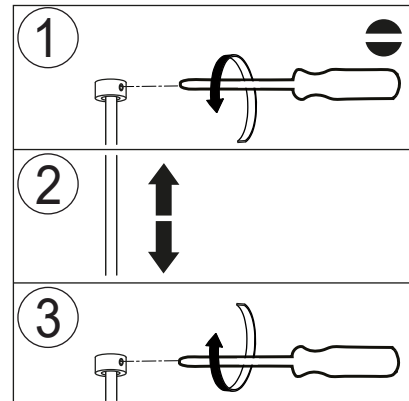
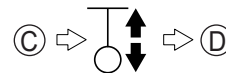
B

C

F



OAH



1

2

3



IT
questo prodotto non
è compatibile con le
lampadine LED G4
12V a marchio
Beghelli

UK
this product is not
compatible with
Beghelli branded G4
12V LED bulbs

FR
cet produit n'est pas
compatible avec les
ampoules LED G4
12V marquée
Beghelli

DE
Das Produkt ist nicht
kompatibel mit LED
G4 12V Leuchtmittel
Beghelli

RU
Это изделие не
совместимо со
светодиодными
лампами LED Beghelli
G4 12V

عربي
هذا المنتج لا يتوافق مع
مصابيح ليد
من نوع بيغيلي Beghelli

TERZANI
LA LUCE PENSATA

ARGENT

CODE 0N91S -- FLD

220-240V ~ 50/60Hz MAX 24W

12xMAX 2W G4 12Vdc

LED



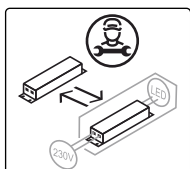
18,5Kgf
185N



100KΩ

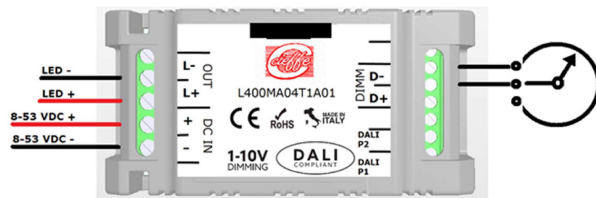
0/1...10 V

PUSH

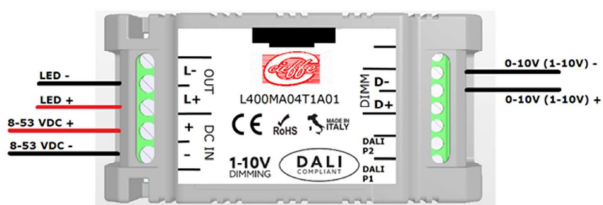


E*

POTENTIOMETER MODE 100Kohm



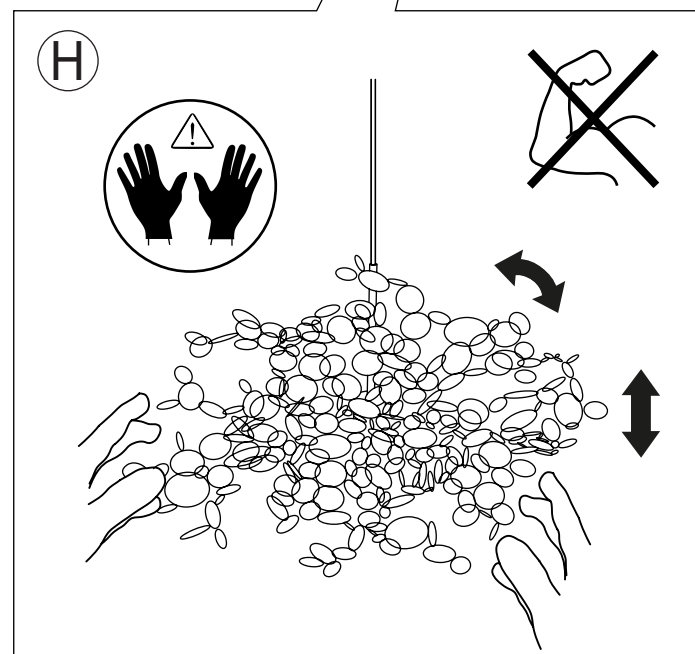
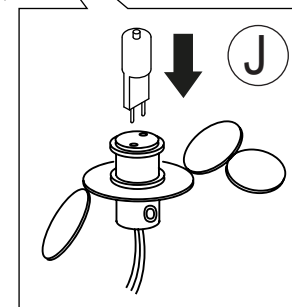
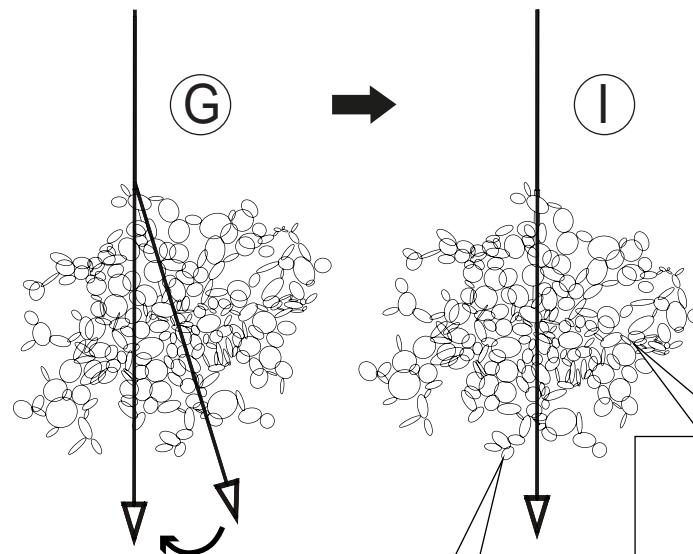
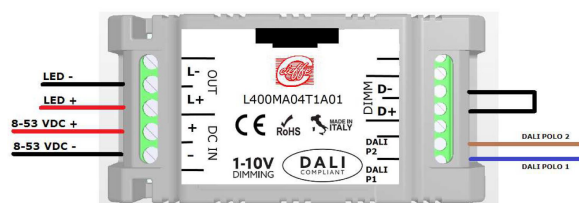
MODE 0-10V/1-10V PASSIVE



PUSH MODE




DALI MODE



CLEANING INSTRUCTIONS | monthly cleaning is recommended

YES



IT Usare panno elettrostatico asciutto

UK Use dry electrostatic cloth


FR Utiliser un chiffon électrostatique sec

DE Verwenden sie ein trockenes elektrostattuch

PY Использовать сухую электростатическую ткань

عربي استخدم قطعة قماش جافة كهرباء

NO



IT Non usare prodotti chimici

UK Do not use chemical products

FR Ne pas utiliser des produits chimiques

DE Verwenden Sie keine Chemikalien

PY Нельзя использовать химикаты

عربي لا تستخدم المنتجات الكيماوية



IT Conservare questa istruzione per la manutenzione | **UK** Keep these instructions for maintenance

FR Garder ces instructions pour l'entretien | **DE** Dies Wartungsanleitung ist aufzubewahren

PY Сохраните эту инструкцию по эксплуатации | عربي احتفظ بهذه الإرشادات للصيانة